

# Marston House

## Before and After Photos

Taken in 2010, the following before photos vividly illustrate the challenges SOHO faced when we first stepped through the doors of a house that had been abandoned and left vacant for six months. As you would expect, the many empty spaces revealed dirty walls and floors, remnants from where art and decorative artifacts had been removed.

SOHO's incredible team of volunteers and staff began by thoroughly cleaning the house from top to bottom. One of the most significant and laborious tasks was waxing all the wood, doors and trim for the first time in 25 years. Brightly lit uncovered windows particularly revealed trim that had dried out and faded beyond the point where wax could restore them, still we were able to revive much of the woodwork to a considerable and noticeable extent.

In the basement, we uncovered significant plumbing leaks and standing water up to two inches deep. Our team worked quickly to dry the area, clear the debris, and, with the city's assistance and their terrific plumbing crews, repair the leaking pipes.

Thanks to the generosity of our members, board members, our executive director, and our education director, we received enough donations and loans of furnishings and decorative arts to allow us to swiftly transform the house into a welcoming, warm environment seen in the after photos and open the home back to the public.

# Marston House

## Before and After Photos

First Floor

# Butler's Pantry

Looking east



BEFORE



AFTER

# Butler's Pantry

Looking north



BEFORE



AFTER

# Butler's Pantry

Looking south



BEFORE



AFTER

# California Cooler

Looking northeast



BEFORE



AFTER

# California Cooler

Looking northwest



BEFORE



AFTER

# Kitchen

Looking north



BEFORE



AFTER

# Kitchen

Looking south



BEFORE



AFTER

# Dining Room

Buffet looking north



BEFORE



AFTER

# Dining Room

Looking east



BEFORE



AFTER

# Dining Room

Looking southwest



BEFORE



AFTER

# First Floor Entry Hall

Looking west



BEFORE



AFTER

# First Floor Hall Bench

Looking northwest



BEFORE



AFTER

# First Floor Hall

Looking east



BEFORE




AFTER

# Library

Looking northeast




BEFORE




AFTER

# Library

Looking southeast




BEFORE



AFTER

# Library

Looking southwest



BEFORE



AFTER

# Living Room

Looking south



BEFORE



AFTER

# Living Room

Looking east



BEFORE



AFTER

# Living Room

Looking northeast



BEFORE



AFTER

# Living Room

Looking southeast



BEFORE



AFTER

# Music Room

Looking west



BEFORE



AFTER

# Sewing Room

Looking northwest



BEFORE




AFTER

# Main Stairs

Looking east



BEFORE



AFTER

# Marston House

## Before and After Photos

Second Floor

# Gallery

Looking east



BEFORE



AFTER

# Gallery

Looking east



BEFORE



AFTER

# Gallery

Looking south



BEFORE



AFTER

# Gallery

Looking southwest



BEFORE



AFTER

# Arthur's Room

Looking north



BEFORE



AFTER

# Bedroom Exhibit Room A

Looking west



BEFORE



AFTER

# Bedroom Exhibit Room B

Looking south



BEFORE



AFTER

# Bedroom Exhibit Room B

Looking southeast



BEFORE



AFTER

# Bedroom Exhibit Room B

Looking west



BEFORE



AFTER

# Back Stairwell

Looking east



BEFORE



AFTER

# East Wing Entry Hallway

Looking north



BEFORE



AFTER

# East Wing Hall Bathroom

Looking north



BEFORE



AFTER

# Exhibit Room C

Looking northeast




BEFORE



AFTER

# Exhibit Room D

Looking northeast



BEFORE



AFTER

# Master Bedroom Closet

Looking north



BEFORE



AFTER

# Master Bedroom

Looking southeast



BEFORE



AFTER

# Sitting Room

Looking southeast



BEFORE



AFTER

# Marston House

## Before and After Photos

Entry

# Front Door Open

Closeup looking east



BEFORE



AFTER

# Front Door Open

Looking east



BEFORE



AFTER

# Front Porch

Looking northeast



BEFORE



AFTER

# Porte Cochere

Looking northeast



BEFORE



AFTER